



Josh Vasquez
Business Relations Representative
joshua@wfsolutions.org
956-638-7224

March 2, 2017

Mission, Purpose and Values

Mission Statement

To provide job seekers with the skills, and business with the talent, they need to be successful.

Purpose Statement

Leading Change, Connecting People and Improving Potential within our communities.

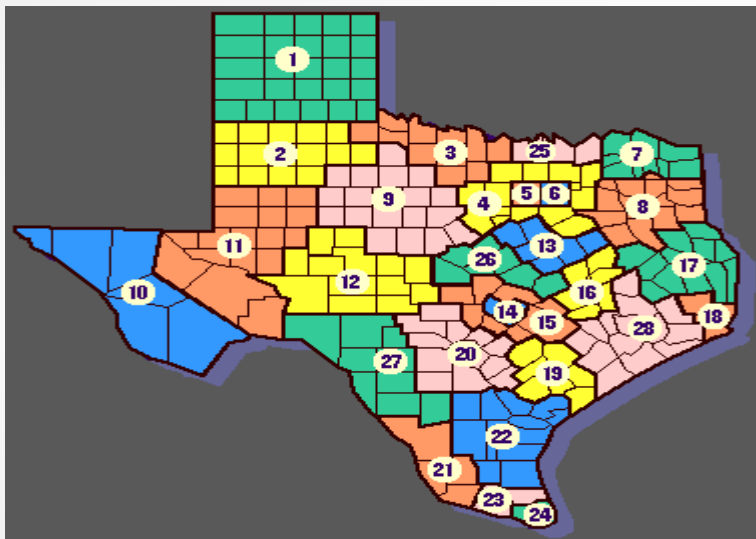
Values

Commitment Integrity Innovation

Workforce Solutions

Workforce Development Boards

- Full array of job posting and placement services.
- Up-to-date information on the labor market and emerging occupations.
- Recruiting, retention, and training assistance.
- Tax and hiring incentives, and more.



Local Workforce Development Areas

- | | | |
|----------------------|----------------------|-----------------------------|
| 1. Panhandle | 11. Permian Basin | 20. Alamo |
| 2. South Plains | 12. Concho Valley | 21. South Texas |
| 3. North Texas | 13. Heart of Texas | 22. Coastal Bend |
| 4. North Central | 14. Capital Area | 23. Lower Rio Grande Valley |
| 5. Tarrant Capital | 15. Rural Capital | 24. Cameron County |
| 6. Dallas | 16. Brazos Valley | 25. Texoma |
| 7. North East | 17. Deep East Texas | 26. Central Texas |
| 8. East Texas | 18. South East Texas | 27. Middle Rio Grande |
| 9. West Central | 19. Golden Crescent | 28. Gulf Coast |
| 10. Upper Rio Grande | | |

RGV Healthcare Industry Challenges



- Young And Inexperienced Workforce
- Entry Level Employability Skills
- Professional Labor Skills Shortage (RN, Physicians, Etc.)

RGV Labor Market Data



Geographic Area	Dec-16			Nov-16	Dec-15		
	Civilian Labor Force	Unemployed	Rate	Rate	Civilian Labor Force	Unemployed	Rate
USA	158,968,000	7,170,000	4.5%	4.4%	157,245,000	7,542,000	4.8%
Texas	13,398,800	609,900	4.6%	4.2%	13,136,900	556,700	4.2%
Workforce Solutions	377,445	32,664	8.7%	7.5%	365,760	30,676	8.4%
Hidalgo County	344,653	28,195	8.2%	7.1%	333,631	26,372	7.9%
Starr County	26,577	3,755	14.1%	12.3%	25,663	3,524	13.7%
Willacy County	6,215	714	11.5%	10.8%	6,466	780	12.1%
McAllen	64,894	3,183	4.9%	4.4%	62,741	2,824	4.5%
Mission	34,034	2,095	6.2%	5.4%	33,038	2,028	6.1%
Edinburg	38,815	1,965	5.1%	4.6%	37,560	1,782	4.7%
Pharr	29,729	1,986	6.7%	5.7%	29,008	2,072	7.1%
San Juan	15,111	1,189	7.9%	6.8%	14,525	1,007	6.9%
Weslaco	14,780	1,016	6.9%	5.7%	14,354	990	6.9%
Workforce Solutions Cameron	168,792	12,383	7.3%	6.6%	163,967	11,189	6.8%
Harlingen	24,991	1,451	5.8%	5.4%	24,273	1,280	5.3%
Brownsville	76,632	5,842	7.6%	6.8%	74,268	5,121	6.9%
San Benito	9,194	545	5.9%	5.6%	8,987	538	6.0%
SEASONALLY ADJUSTED FIGURES							
USA	159,640,000	7,529,000	4.7%	4.6%	157,957,000	7,927,000	5.0%
Texas	13,434,978	624,327	4.6%	4.6%	13,142,426	610,551	4.6%
LAREDO AREA (not Seasonally Adjusted)							
Workforce Solutions S. Texas	123,411	5,971	4.8%	4.4%	121,589	5,717	4.7%
Laredo	110,953	4,698	4.2%	3.9%	108,243	4,337	4.0%

Source: Texas Workforce Commission, Texas Labor Market Review, January 2017.

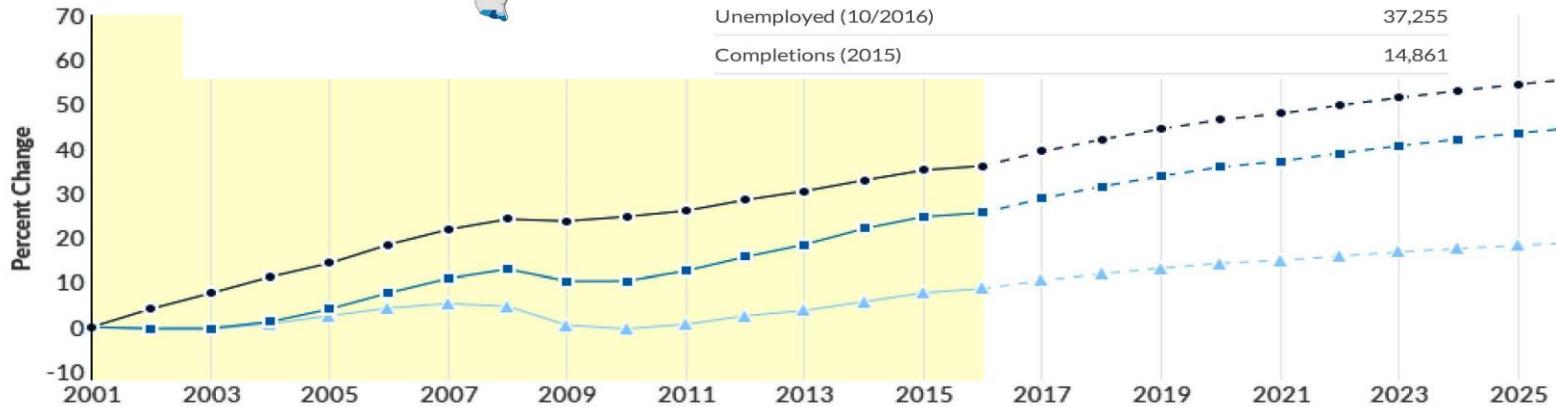
RGV Economy Overview



Economy Overview



Population (2016)	1,369,148
Jobs (2016)	463,809
Average Earnings (2016)	\$38,269
Unemployed (10/2016)	37,255
Completions (2015)	14,861



Region	2001 Jobs	2016 Jobs	% Change
● Region	340,608	463,809	36.2 %
■ State	10,472,980	13,156,104	25.6 %
➤ Nation	144,791,301	157,312,564	8.6 %

Industry Overview

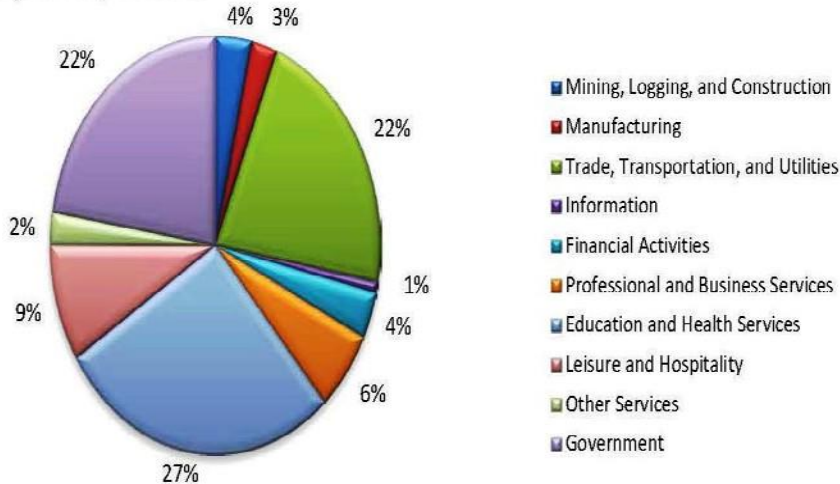
McAllen-Edinburg-Mission MSA



McAllen - Edinburg - Mission MSA

(Hidalgo)

Industry Composition



Employment by Industry

	Dec-16	Nov-16	Dec-15	Monthly Change		Annual Change	
				Actual	%	Actual	%
Total Nonfarm	261,200	259,400	253,100	1,800	0.7%	8,100	3.2%
Mining, Logging, and Construction	9,400	9,400	9,100	0	0.0%	300	3.3%
Manufacturing	6,500	6,500	6,600	0	0.0%	-100	-1.5%
Trade, Transportation, and Utilities	58,600	55,900	56,400	700	1.3%	200	0.4%
Information	2,300	2,300	2,400	0	0.0%	-100	-4.2%
Financial Activities	9,400	9,300	9,100	100	1.1%	300	3.3%
Professional and Business Services	16,300	16,200	15,900	100	0.6%	400	2.5%
Education and Health Services	71,800	71,200	66,500	600	0.8%	5,300	8.0%
Leisure and Hospitality	23,700	23,600	23,100	100	0.4%	600	2.6%
Other Services	6,500	6,500	6,400	0	0.0%	100	1.6%
Government	58,700	58,500	57,600	200	0.3%	1,100	1.9%

December 2016

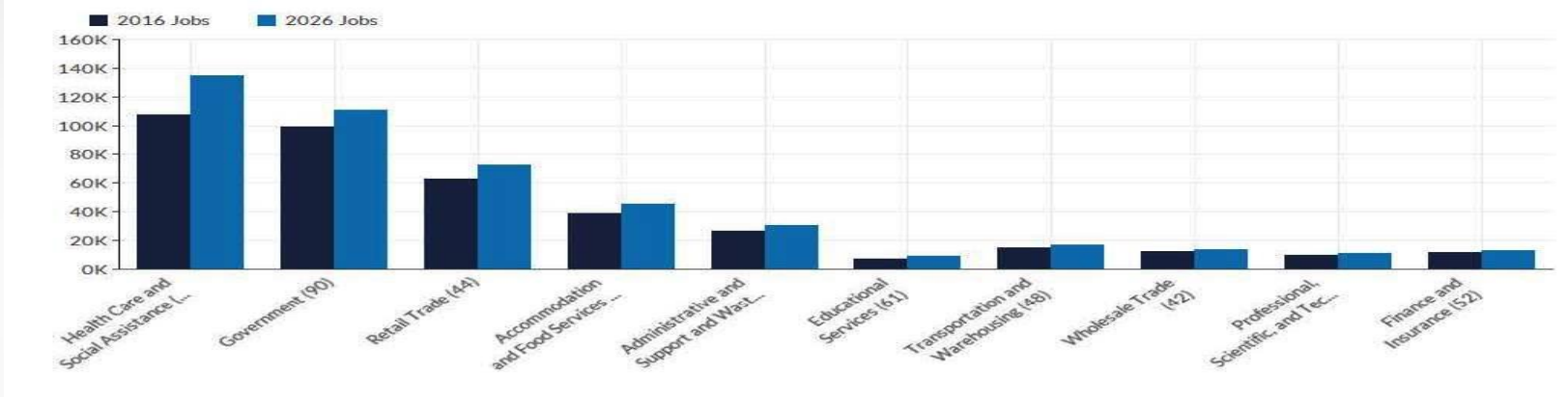
Source: Texas Workforce Commission,
Texas Labor Market Review Issues December 2016, TWC LMCI
Tracer, Workintexas.com

RGV Largest Industries



Industry	2016 Jobs	2026 Jobs	% Change	2016 Average Earnings
Health Care & Social Assistance	107,605	134,692	25%	\$32,479
Government	98,881	110,883	12%	\$58,413
Retail Trade	63,129	73,375	15%	\$29,712
Accommodation & Food Services	38,772	45,648	18%	\$17,121
Administrative, Support, and Waste Management & Remediation Services	26,262	30,541	16%	\$26,571
Construction	20,622	18,421	-11%	\$33,123
Other Services (Except Public Administration)	15,944	16,640	4%	\$23,201
Transportation & Warehousing	14,925	16,747	12%	\$45,570
Manufacturing	13,263	13,612	3%	\$50,790
Wholesale Trade	12,311	13,918	13%	\$47,063

RGV Fastest Growing Industries

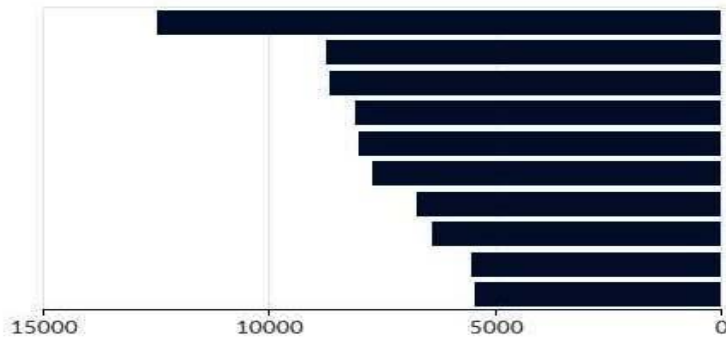


Industry	2016 Jobs	2026 Jobs	% Change	2016 Average Earnings
Health Care & Social Assistance	107,605	134,692	25%	\$32,479
Government	98,881	110,883	12%	\$58,413
Retail Trade	63,129	73,375	15%	\$29,712
Accommodation & Food Services	38,772	45,648	18%	\$17,121
Administrative, Support, and Waste Management & Remediation Services	26,262	30,541	16%	\$26,571
Educational Services	6,955	9,137	31%	\$36,795
Transportation & Warehousing	14,925	16,747	12%	\$45,570
Wholesale Trade	12,311	13,918	13%	\$47,063
Professional, Scientific, & Technical Services	9,886	11,297	14%	\$45,253
Finance and Insurance	11,402	12,805	12%	\$48,802

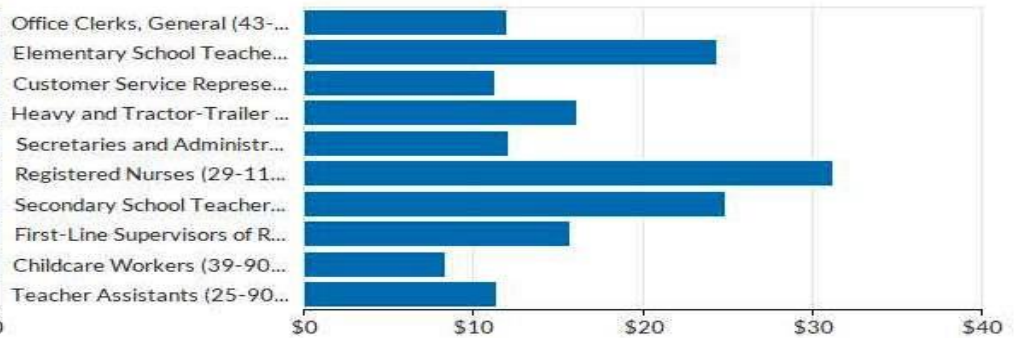
Source: Economic Modeling Systems International, Compiled Regional LMI Data 2/22/2017

RGV Largest Occupations

2016 Jobs

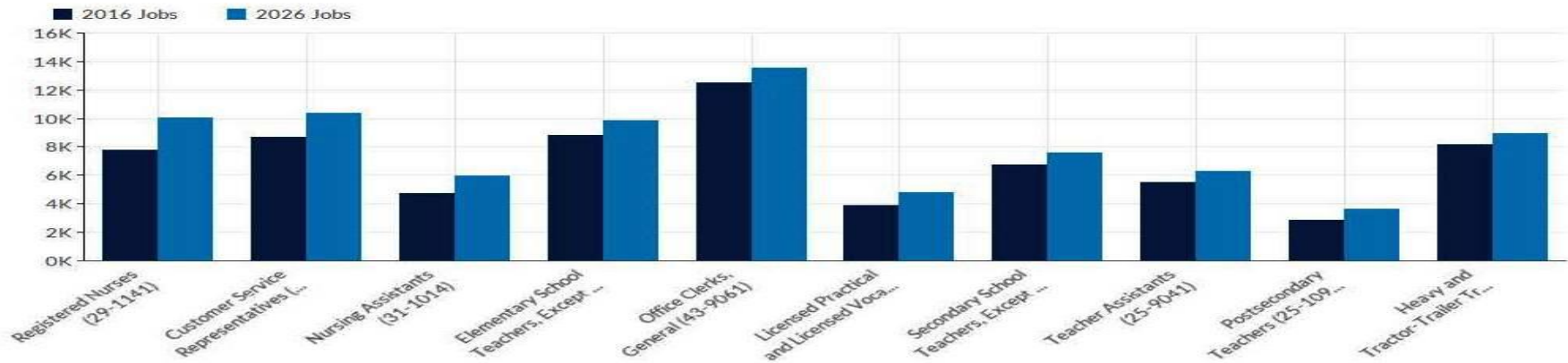


2015 Median Hourly Earnings



Occupation	2016 Jobs	2026 Jobs	% Change	2016 Median Hourly Earnings
Office Clerks, General	12,509	13,569	8%	\$12.03
Elementary School Teachers	8,779	9,871	12%	\$24.33
Customer Service Representatives	8,691	10,340	19%	\$11.32
Heavy Tractor-Trailer Truck Drivers	8,138	8,914	10%	\$16.13
Secretaries & Administrative Assistants	8,032	8,787	9%	\$12.05
Registered Nurses	7,763	10,021	29%	\$31.22
Secondary School Teachers	6,746	7,561	12%	\$24.92
First-Line Supervisors of Retail Workers	6,405	6,977	9%	\$15.75
Childcare Workers	5,551	5,410	3%	\$8.37
Teacher Assistants	5,483	6,297	15%	\$11.38

RGV Fastest Growing Occupations



Occupation	2016 Jobs	2026 Jobs	% Change	2016 Average Earnings
Registered Nurses	7,763	10,021	29%	\$31.22
Customer Service Representatives	8,691	10,340	19%	\$11.32
Nursing Assistants	4,727	5,955	26%	\$10.31
Elementary School Teachers	8,779	9,871	12%	\$24.33
Office Clerks, General	12,509	13,569	8%	\$12.03
Licensed Practical & Vocational Nurses	3,865	4,817	25%	\$21.22
Secondary School Teachers	6,746	7,561	12%	\$24.92
Teacher Assistants	5,483	6,297	15%	\$11.38
Post Secondary Teachers	2,843	3,637	28%	\$27.83
Heavy Tractor-Trailer Truck Drivers	8,138	8,914	10%	\$16.13

RGV Healthcare Industry Overview



107,605

Jobs (2016)

86% **above** National average

+25.2%

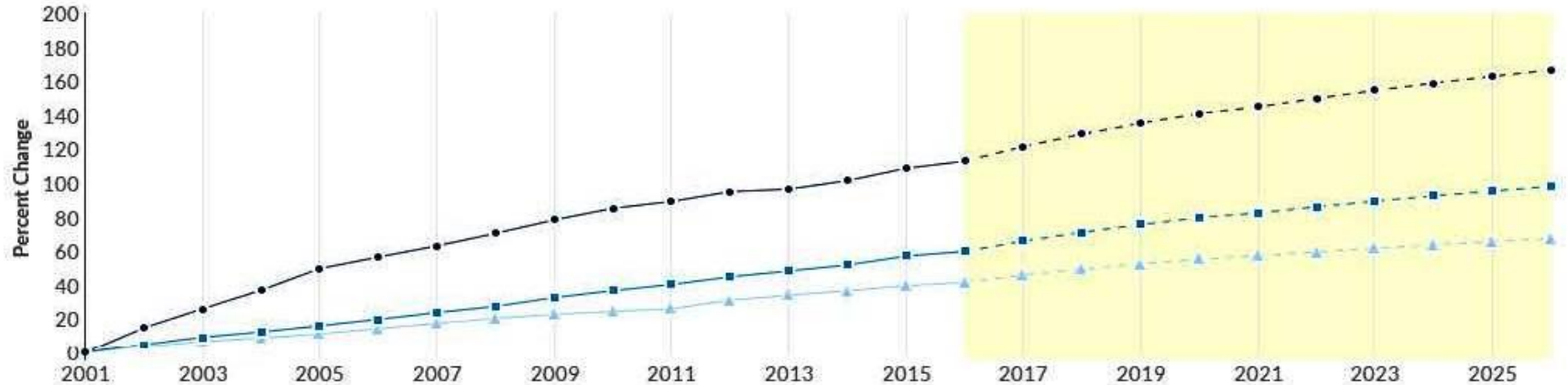
% Change (2016-2026)

Nation: **+18.2%**

\$32,479

Avg. Earnings Per Job (2016)

Nation: \$56,583



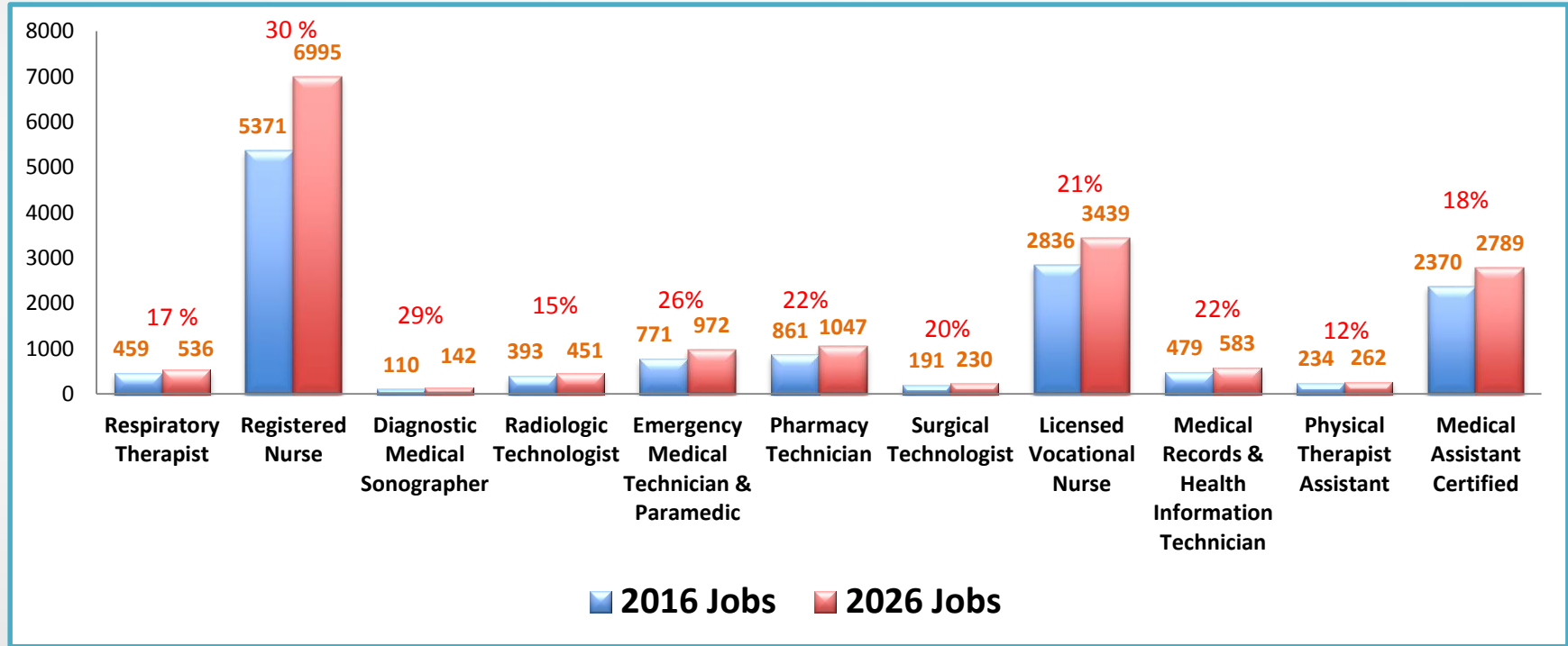
Region	2016 Jobs	2026 Jobs	% Change
• Region	107,605	134,692	25.2 %
■ State	1,454,854	1,802,527	23.9 %
▸ Nation	19,647,886	23,220,914	18.2 %

WFS Healthcare Target Occupations



- 29-1126 Respiratory Therapists
- 29-1141 Registered Nurse
- 29-2032 Diagnostic Medical Sonographers *
- 29-2034 Radiologic Technologist
- 29-2041 Emergency Medical Technician & Paramedic
- 29-2052 Pharmacy Technician
- 29-2055 Surgical Technologist *
- 29-2061 Licensed Vocational Nurse
- 29-2071 Medical Records & Health Information Technician
- 31-2021 Physical Therapist Assistant
- 31-9092 Certified Medical Assistant *

WFS Healthcare Target Occupations



RGV Registered Nurse Overview



7,763

Jobs (2016)

8% **Below** National average

+29.1%

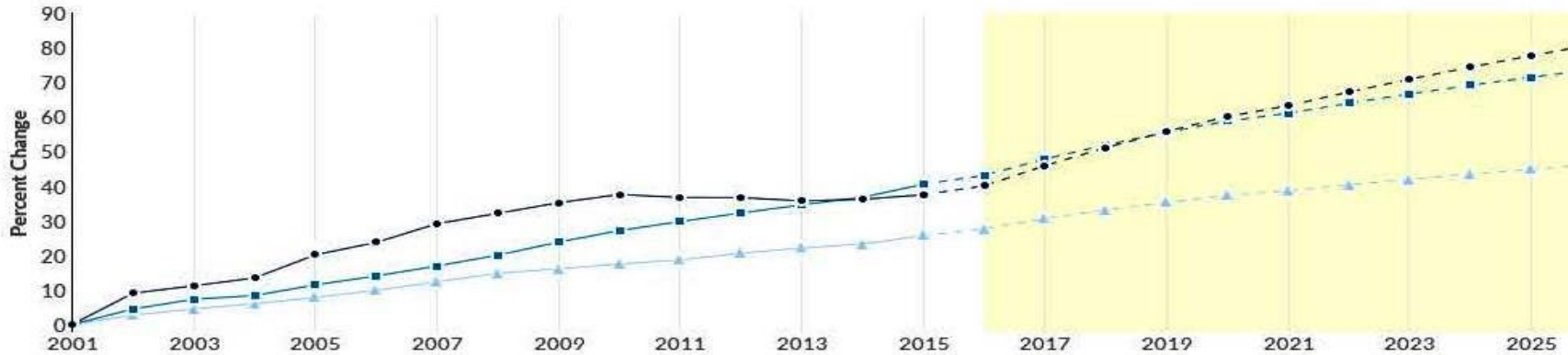
% Change (2016-2026)

Nation: **+14.4%**

\$31.22

Median Hourly Earnings (2016)

Nation: \$33.83



Region	2016 Jobs	2026 Jobs	% Change
• Region	7,763	10,021	29.1 %
■ State	207,064	251,236	21.3 %
▸ Nation	2,846,849	3,247,934	14.4 %

RGV Registered Nurse Job Postings



Job Postings vs. Hires

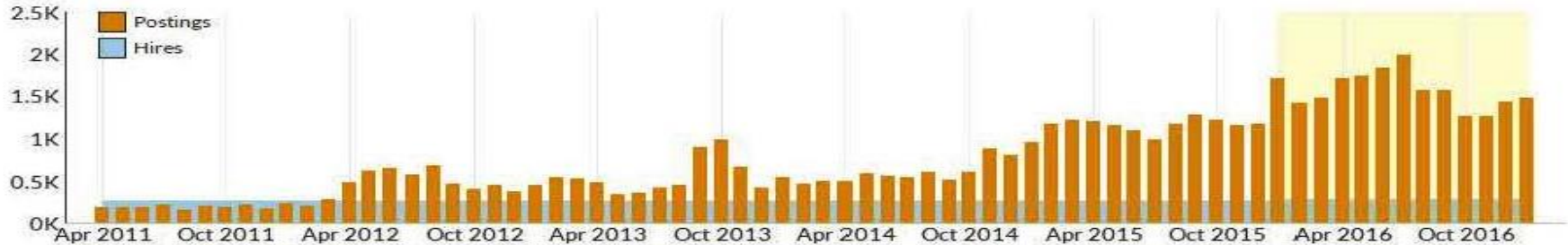
1,573

Avg. Monthly Postings (Jan 2016 - Jan 2017)

274

Avg. Monthly Hires (Jan 2016 - Jan 2017)

In an average month, there were 1,573 unique job postings for *Registered Nurses*, and 274 actually hired. This means there was approximately 1 hire for every 6 unique job postings for *Registered Nurses*.



RGV Healthcare Industry Future Demands



- Growing Healthcare Industry
 - Additional RN educators needed in order to be able to produce sufficient RN's to meet healthcare demands
- Need for Skilled Professionals (RN)
 - A robust pipeline to supply RN's to meet the healthcare demands for the growing and aging population, more qualified applicants must be admitted into the workforce.
- Demand-Driven System
 - "Demand" is the "pull" for talent that originates in the business community
 - We must know not only current needs but anticipate future needs as well

2017 WFS Youth Career Expo



workforce
SOLUTIONS

presents

2017 YOUTH CAREER EXPO

"Transform your future!"

May 17th

9:00 a.m. – 1:00 p.m.

**H-E-B Park (Home of the RGV TOROS)
1616 South Raul Longoria Road
Edinburg TX 78542**

A proud partner of the [AmericanJobCenter](#) network

EQUAL OPPORTUNITY IS THE LAW

Lower Rio Grande Valley Workforce Development Board
dba Workforce Solutions is an equal opportunity employer/program and
auxiliary aids and services are available upon request to include individuals with disabilities. TTY/TDD via
RELAY Texas service at 711 or (TDD) 1-800-735-2989/1-800-735-2988 (voice).

WFS Career Coach



How do workforce development professionals provide jobseekers with relevant career information quickly and easily?

Welcome to Career Coach!

Career Coach is designed to help an individual find a good career by providing the most current local data on wages, employment, job postings, and associated education and training.

- Explore local careers and training opportunities. Search for a career or job title and Career Coach will give you relevant data on wages, employment and training. Focus searches by industry clusters, wages and/or education levels.
- Focus a search with a career interest assessment. Take a quick, 6 question test and Career Coach will give you career suggestions based on your interests.
- Use military experience to find related civilian careers. You can enter your Military Occupation Code (MOC) and Career Coach will match it to similar civilian careers.
- Learn about typical work tasks, wages and education requirements.
- Build, save and print a simple résumé. Résumé Builder helps you put together a basic résumé quickly. Just fill out each section and then preview/download your résumé!
- Apply for local jobs through live job postings.
- Bookmark and save your searches and résumé by creating an individual account.



Access today at www.wfsolutions.org

David Gutierrez
Education Liaison
956-683-3706
david@wfsolutions.org



workforce SOLUTIONS

A proud partner of the American **JobCenter** network